

FRANCIS S-550N

ROLLING MASSAGE 15 FUNCTIONS



THE SPA MAKE-OVER 1-2-3

The newly designed top chairs with 4'' frame height, perfectly fit into all spas from different manufactures.

Frame height is adjustable from 4'' to 6''.

Innovative "2-cover" design top chair help added color to your spa. You can change the covers completely.

From Pillow Case, Backrest Cover to Seat Cushion Cover.

You can choose 5 different colors: Blue, Burgundy, Black, Grey, and Khaki.

Massage Chair have full functions, movement forward, backward and recline by remote control.

Height: 38''

Width: 28'' w/arms, 20'' w/o arms

Frame height: 4'' - 6''

Especially the chairs fit all spas in the most of spas in the world.



SPA SHELL COLORS

405 - White Granite

310 - Fashion Grey

103 - Stone Grey





404 - Red



MODEL ALLAY S-550N ROLLING MASSAGE 15 FUNCTIONS

1. Rolling: 4 flexible massage wheel up and down, massage on spinal column.
2. Tapping: It tap whole back-bone.
3. Kneading: Forward and reverse kneading on neck, shoulder, back and waist.
4. Combination: Forward and reverse combined kneading and tapping working at the same time.
5. Vibration: It has 2 motors vibrate built-in on seat cushion and 3 adjustment: gentle/strong/auto
6. Adjusting the distance: When using the rolling and tapping, you can adjust the massage wheel's distance to wide/medium/narrow.
7. Intensity: When using the kneading and tapping functions, you can make the massage strong/medium/light as desired.
8. Stretching: You can select a specific area to massage, such as neck, back and waist, for full body or and multi places.
9. Setting time: Help you select the time you want: 10, 20, or 30 minutes.
10. Movement adjustment: You can control the position of massage wheels going upward or downward.
11. Automatic A1/A2/A3: You select an automatic massage, it changes between tapping, rolling, kneading combination and adjusts wheels position of up and down.
12. Position: Position of the chair can be moved forward, backward and recline by control panel.
13. Speed: 4 function of SPEED button. Soft/medium/strong/auto cycle of 4 intensity effect. You can apply the function to the manual functions of kneading, tapping and combine.
14. Wide/Narrow: 3 functions of WIDE/NARROW button. To adjust the width of massage wheels for wide/medium/narrow while tapping and rolling functions.
15. Chair colors sets replaceable, 5 different colors selection.

INNOVATIVE PIPELESS FOOT SPA

Dimension & Weight	53L x 29W x 55H Empty weight: 190 – 210 pounds (85.5-94.5 kg) Shipping weight: 240 -260 pounds (108-117 kg)
Basic Capacity of Tub	5 US Gallons (18.9 liters)
Whirlpool Pump - Traditional:	 #E122280 ¾ HP or 1 HP, 115V or 220V AC, 60Hz
Pipeless Clean - Jet	AC input: 100 – 240V, 50 – 60Hz, 1.6A MAX DC output: 24V, 110V, 120V or 220V Adjustable speed or no speed  #E120635
Discharge Pump	Motor ¾ HP, 115V or 220V, 3.2A, 60Hz Maximum flow rate 670 Gph (11.17Gpm)
Massage Motor	Full automatic massage with LCD controller
Power source	110V AC, 15Amp, 60Hz
Whirlpool Jets	4 Fully adjustable jets with direction and water flow control
Hot/Cold Water Faucet	
Warranty	Five - years warranty on Fiberglass spa tub One – year warranty on jet pump
Safety	Allay Spa are UL Component recognized,  #E. 198275 UL

Foot Spa Safety:

These are recommended procedures for cleaning and disinfecting all types of pedicure equipment including whirlpool units air-jetted basins, pipe-less and all non-whirlpool basins, sinks, bowls and tubs. In all cases described below, we recommend using an EPA registered Hospital liquid disinfectant that the label claims is a bactericide, virucide and fungicide. Record all cleaning and disinfecting procedures in a salon pedicure cleaning log book.